

There is a free UDP port tester available at:  
<http://www.jdsolutions.be/Downloads.htm>

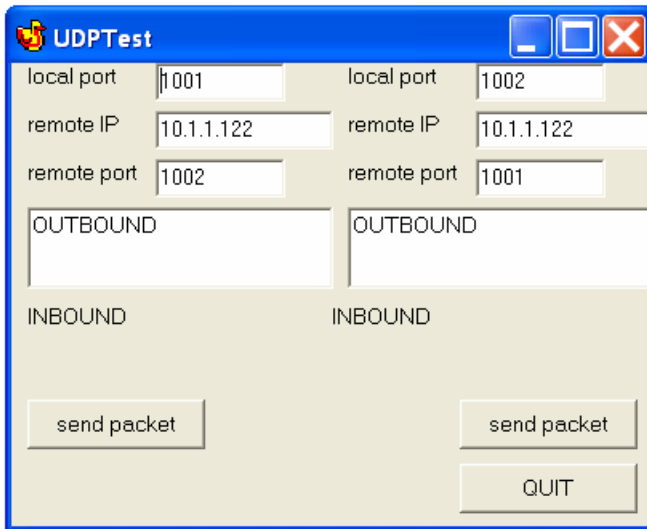
Download udptest.zip into a directory on your computer.  
The zip file contains usptest.exe. Unzip this file into the same directory.

Also, you need the file mswinsck.ocx. I used one from:  
[ciudad.latinol.com/caspers02/mswinsck.ocx](http://ciudad.latinol.com/caspers02/mswinsck.ocx)

Download the mswinsck.ocx file into the same directory as the  
udptest.exe file.

Run the udptest.exe program.

You will see the following:

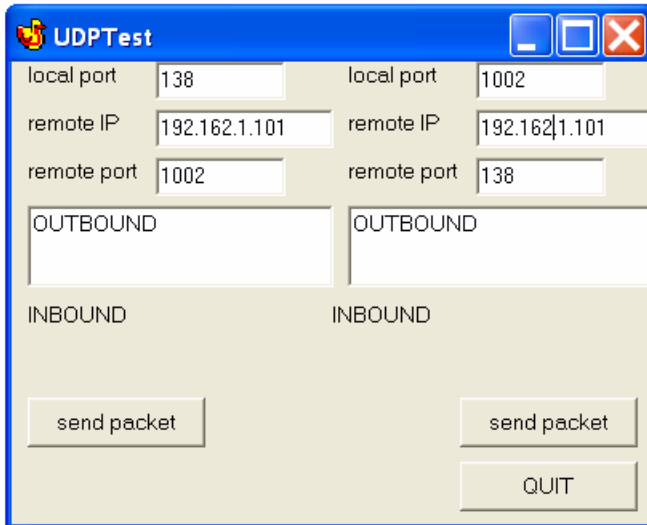


see next page...

Change 1001 to 138.

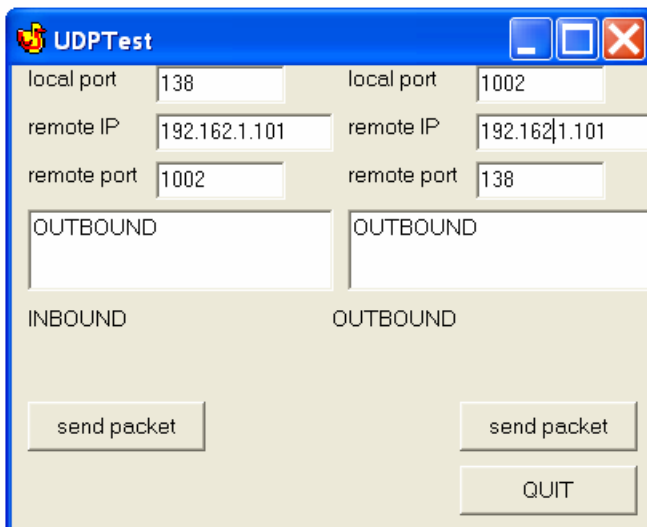
Change 10.1.1.122 to your ipaddress.

(to get your ipaddress, open a command prompt and type ipconfig)



Press the “send packet” button on the left.

IF port 138 is NOT blocked, the text “INBOUND” on the right will change to OUTBOUND as shown below:



IF port 138 is blocked, you will get:

